









## 1 Select tubers

- a** **Select 25 representative Tubers from the batch.** A batch is defined as originating from the same field and harvested in the same week. Do not cool the sample.
- b** **When there are differences in soil type** we recommend to take more tests per field.
- c** **Select tubers that represent the batch well.** Do not take damaged tubers or tubers with deficiencies or disorders. Take tubers that vary in size, but do not include extreme sizes (both small and large).
- d** **Make sure the tubers are randomly selected.** When sampling in the field, take tubers from different parts of the plot, both from the edges as well as from the centre. When sampling a harvested batch take tubers from different parts and locations in the batch.
- !** **Continue to step 2 within 4 hours.** Follow the procedure using the pictures.

## 2 Make juice sample

-  Cut a thin slice (0.3 cm / 0.1 inch) from every tuber.
-  Take a small part of this slice, including the skin.
-  Combine all pieces in one half of the extraction bag and add the contents of a tube of extraction fluid.
-  Close the bag and manually mash the pieces to a fine consistency. Max. 1 min.
-  Suck up some juice from the other compartment using the pipette
-  Apply exactly 1 drop of juice to the inside of the black circle on the sampling card,
-  Let the card air dry for at least 1 hour. The card must be completely dry
-  Place a coded sticker on the sampling card and put it back in the plastic cover with drying agent.

## 3 Send

- a** **Log into our website** at [www.nsure.eu](http://www.nsure.eu) using your personal code
- b** **Click on 'Sample Intake'** and fully enter the details of the sample
- c** **No internet?** You can complete the included sample information form and send it to us along with the sampling card. Do not forget to place the second identical sticker on the form.
- d** **Mail the sampling card to NSure** in the envelope provided
- e** **We will send you the analysis result** within 2 working days after receipt of your sample, by email or fax. On request we can deliver your analysis result within 24 hours. In that case, mark the URGENT box when logging in your sample or on the form (15% extra charged).
- More information** can be found on our website [www.nsure.eu](http://www.nsure.eu) or call +31-317-466666.
- We will be glad to help you!**